
	Test report n.	151-QL16-R02 ver. 0
	Applicant	LARES di Claudio Leric Regione Viazzi, 6 15010 Castelletto d'Erro (AL)
	EUT/Type	Diffuse light source SC_04 (IEN 7121)

## TEST REPORT Nr. 151-QL16-R02 ver. 0

GENERAL INFORMATION INFORMAZIONI GENERALI	
Addresses Indirizzi	
Applicant Richiedente	LARES di Claudio Leric Regione Viazzi, 6 15010 Castelletto d'Erro (AL)
Manufacturer Produttore	LARES di Claudio Leric Regione Viazzi, 6 15010 Castelletto d'Erro (AL)
Test laboratory Laboratorio di prova	Qualilab s.r.l. Via Trento, 87 25020 – Capriano del Colle (BS)
Dates Date	
Report Date Data preparazione rapporto di prova	01/02/2016
Equipment under test Dispositivo sottoposto a prova	
Equipment under test Dispositivo sottoposto a prova	Diffuse light source
Type: Modello:	SC_04 IEN 7121
Light source: Sorgente luminosa:	---
Multimeter: Multimetro :	DMM Agilent U1253A S/N MY48430011
Date and method of sampling: Data e metodo di campionamento:	Sampling performed by the applicant
Applicable norms Norme applicabili	
	Test performed according to: ECE R 7

The test results and observations indicated in this test report refer exclusively to the samples tested. It is not permitted to transfer the results to other systems or configurations. The publication or duplication of this test report with enclosures, or Part of this test report or enclosures, without a written consent of the test laboratory is not permitted. The test laboratory not assumes any liability to any party for any loss, expense or damage occasioned by the use of this report. Any use of the laboratories name or one of its marks for the sale or advertisement of the tested material, product or service must first be approved in writing by the test laboratory. In case of a multilingual test report, the English version is the only official version.

I risultati e le osservazioni indicate in questo rapporto di prova sono riferite esclusivamente ai campioni testati. Non è permesso utilizzare i risultati e le osservazioni di questo rapporto di prova per altri sistemi o configurazioni. Non è permessa la pubblicazione o la duplicazione completa o parziale di questo rapporto di prova e dei suoi allegati senza un consenso scritto da parte del laboratorio di prova. Il laboratorio di prova non si assume responsabilità nei confronti di terzi per danni o eventuali costi derivanti dall'utilizzo dei dati presenti in questo rapporto di prova. Ogni uso del nome del laboratorio di prova e dei suoi marchi per la vendita o per pubblicizzare il prodotto testato deve essere prima approvato in forma scritta dal laboratorio di prova. In caso di rapporti di prova con più lingue, la versione inglese è da considerarsi quella ufficiale.

	Test report n.	151-QL16-R02 ver. 0
	Applicant	LARES di Claudio Lerici Regione Viazzi, 6 15010 Castelletto d'Erro (AL)
	EUT/Type	Diffuse light source SC_04 (IEN 7121)

## TEST AND RESULTS

Test Name	Test Procedure	Test measurement	Result
Intensity distribution in [cd] at 10m distance	The sample was mounted (with the support provided by the manufacturer) on the goniometer and powered with the constant current of 4,000 A; the intensity distribution in 10m was measured and the maximum intensity was determined	$I_{\max}[\text{cd}] = 76,2 \text{ cd}$ in $0.00^\circ \text{ H}; 1.00^\circ \text{ V}$	N/A
Calibration to standard illuminant A	The sample was mounted on the goniometer; the current to emit standard illuminant A in the optical axis was determined	$\text{CCT} = 2.856 \text{ K}$ $I_{\text{illuminant A}}[\text{A}] = 4,1056 \text{ A}$	N/A
Intensity distribution in [cd] at 10m distance at illuminant A	The sample was mounted on the goniometer; the current to emit standard illuminant A was applied, the maximum intensity was measured	$I_{\text{illuminant A}}[\text{A}] = 4,1056 \text{ A}$ $I_{\max\_A}[\text{cd}] = 88,7 \text{ cd}$	N/A

## STATEMENT

The measured value ( $y$ ) and the associated expanded uncertainty ( $U$ ) represent the interval ( $y \pm U$ ) which contains the value of the measured quantity with a probability of approximately 95 % and a coverage factor  $k = 2$ .


Il valore misurato ( $y$ ) e l'incertezza estesa associata ( $U$ ) rappresentano l'intervallo ( $y \pm U$ ) che contiene il valore della quantità misurata con una probabilità di circa il 95% e un fattore di copertura  $k=2$ .

Measured value in cd and lx  $U = \pm 0.027 \cdot y$


Capriano del Colle, 01/02/2016

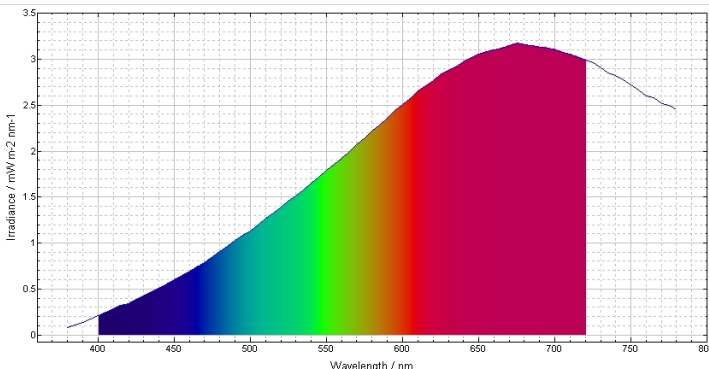




Ing. Carsten Seyring  
Testing engineer

	Test report n.	151-QL16-R02 ver. 0
	Applicant	LARES di Claudio Lerici Regione Viazzi, 6 15010 Castelletto d'Erro (AL)
	EUT/Type	Diffuse light source SC_04 (IEN 7121)


APPENDIX I		SC.04 – intensity [cd]																																																																																																																																													
Standard		ECE R 7																																																																																																																																													
Sample N°		151-QL16-S02																																																																																																																																													
Place of test		QUALILAB s.r.l. - Via Trento, 87 25020 – Capriano del Colle (BS)																																																																																																																																													
Date of test		27/01/2016																																																																																																																																													
Environmental conditions		temperature 25°C																																																																																																																																													
Testing instruments		<table><tr><td>Instrument</td><td>number</td><td>manufacturer</td><td>type</td><td>S/N</td><td colspan="3">calibration dates</td></tr><tr><td>Goniometro</td><td>QL-IN-002</td><td>LMT</td><td>GOH1200</td><td></td><td>09/14</td><td colspan="2">09/16</td></tr><tr><td>DMM Agilent</td><td>---</td><td>Agilent</td><td>U1253A</td><td>MY48430011</td><td></td><td colspan="2"></td></tr></table>								Instrument	number	manufacturer	type	S/N	calibration dates			Goniometro	QL-IN-002	LMT	GOH1200		09/14	09/16		DMM Agilent	---	Agilent	U1253A	MY48430011																																																																																																																	
Instrument	number	manufacturer	type	S/N	calibration dates																																																																																																																																										
Goniometro	QL-IN-002	LMT	GOH1200		09/14	09/16																																																																																																																																									
DMM Agilent	---	Agilent	U1253A	MY48430011																																																																																																																																											
Test procedure		The sample was prepared, stabilized and measured like defined in ECE R 7																																																																																																																																													
Test requirements		n.a.																																																																																																																																													
Test measurements		<p>The sample was mounted onto the test stand, provided by the manufacturer. The sample was set into the pivot point of the goniometer and the optical axis was installed perpendicular to the photometer head.</p> <p>The DMM was connected in series to the bulb circuit to measure the current during the test.</p> <p>The sample was powered with a constant current of 4,000A and the distribution was measured in order to determine the maximum intensity in [cd].</p>																																																																																																																																													
TEST RESULT		<table><tr><td>Program:</td><td colspan="4"></td><td colspan="3">max I scan 25-25 15-15</td></tr><tr><td colspan="7">max I scan</td><td colspan="2"></td></tr><tr><td>Name:</td><td colspan="7">LARES 151-QL16 SC.04 (IEN 7121) max cd 2016 at 4.00 A</td><td colspan="2"></td></tr><tr><td>Number:</td><td colspan="7">constant A 4.00 A</td><td colspan="2"></td></tr><tr><td>Report:</td><td colspan="7"></td><td colspan="2"></td></tr><tr><td>Test no.:</td><td colspan="7"></td><td colspan="2"></td></tr><tr><td>Lamp type:</td><td colspan="7"></td><td colspan="2"></td></tr><tr><td>Lamp no:</td><td colspan="7">SC.04</td><td colspan="2"></td></tr><tr><td>Lamp flux:</td><td colspan="3">0 lm</td><td colspan="2">Operator:</td><td colspan="3">Qualilab</td></tr><tr><td>Voltage:</td><td colspan="3">13,740 V</td><td colspan="2">Date:</td><td colspan="3">27/01/2016 17.07.35</td></tr><tr><td>Current:</td><td colspan="3">4,000 A</td><td colspan="2">File:</td><td colspan="3">LARES 151-QL16 SC.04 (IEN 7121) max cd 2016 at 4.00 A</td></tr><tr><td>Comment:</td><td colspan="7">constant current 4.00 A measured with: Agilent DMM mod.U1253A Sn MY48430011</td><td colspan="2"></td></tr></table> <div>max I scan 25-25 15-15</div> <table><tr><th>Function</th><th>Mean</th><th>Max</th><th>I</th><th>H</th><th>V</th><th>Reaim</th><th>H</th><th>V</th><th>N.O.K.</th></tr><tr><td>25L to 25R - 15D to 15U</td><td>0</td><td>0</td><td>(58,9) 76,2</td><td>25,00° 0.00°</td><td>15,00° 1.00°</td><td></td><td></td><td></td><td></td></tr></table>								Program:					max I scan 25-25 15-15			max I scan									Name:	LARES 151-QL16 SC.04 (IEN 7121) max cd 2016 at 4.00 A									Number:	constant A 4.00 A									Report:										Test no.:										Lamp type:										Lamp no:	SC.04									Lamp flux:	0 lm			Operator:		Qualilab			Voltage:	13,740 V			Date:		27/01/2016 17.07.35			Current:	4,000 A			File:		LARES 151-QL16 SC.04 (IEN 7121) max cd 2016 at 4.00 A			Comment:	constant current 4.00 A measured with: Agilent DMM mod.U1253A Sn MY48430011									Function	Mean	Max	I	H	V	Reaim	H	V	N.O.K.	25L to 25R - 15D to 15U	0	0	(58,9) 76,2	25,00° 0.00°	15,00° 1.00°				
Program:					max I scan 25-25 15-15																																																																																																																																										
max I scan																																																																																																																																															
Name:	LARES 151-QL16 SC.04 (IEN 7121) max cd 2016 at 4.00 A																																																																																																																																														
Number:	constant A 4.00 A																																																																																																																																														
Report:																																																																																																																																															
Test no.:																																																																																																																																															
Lamp type:																																																																																																																																															
Lamp no:	SC.04																																																																																																																																														
Lamp flux:	0 lm			Operator:		Qualilab																																																																																																																																									
Voltage:	13,740 V			Date:		27/01/2016 17.07.35																																																																																																																																									
Current:	4,000 A			File:		LARES 151-QL16 SC.04 (IEN 7121) max cd 2016 at 4.00 A																																																																																																																																									
Comment:	constant current 4.00 A measured with: Agilent DMM mod.U1253A Sn MY48430011																																																																																																																																														
Function	Mean	Max	I	H	V	Reaim	H	V	N.O.K.																																																																																																																																						
25L to 25R - 15D to 15U	0	0	(58,9) 76,2	25,00° 0.00°	15,00° 1.00°																																																																																																																																										

	Test report n.	151-QL16-R02 ver. 0
	Applicant	LARES di Claudio Lerici Regione Viazzi, 6 15010 Castelletto d'Erro (AL)
	EUT/Type	Diffuse light source SC_04 (IEN 7121)

APPENDIX II		SC.04 – current for standard illuminant A																																	
Standard	ECE R 7																																		
Sample N°	151-QL16-S02																																		
Place of test	QUALILAB s.r.l. - Via Trento, 87 25020 – Capriano del Colle (BS)																																		
Date of test	27/01/2016																																		
Environmental conditions	temperature 25°C																																		
Testing instruments	<table><tr><td>Instrument</td><td>number</td><td>manufacturer</td><td>type</td><td>S/N</td><td colspan="2">calibration dates</td></tr><tr><td>Goniometro</td><td>QL-IN-002</td><td>LMT</td><td>GOH1200</td><td></td><td>09/14</td><td>09/16</td></tr><tr><td>Spectrometer</td><td>QL-IN-009</td><td>Bentham</td><td>IDR300-PSL</td><td>11476</td><td>07/14</td><td>07/16</td></tr><tr><td>DMM Agilent</td><td>---</td><td>Agilent</td><td>U1253A</td><td>MY48430011</td><td></td><td></td></tr></table>							Instrument	number	manufacturer	type	S/N	calibration dates		Goniometro	QL-IN-002	LMT	GOH1200		09/14	09/16	Spectrometer	QL-IN-009	Bentham	IDR300-PSL	11476	07/14	07/16	DMM Agilent	---	Agilent	U1253A	MY48430011		
Instrument	number	manufacturer	type	S/N	calibration dates																														
Goniometro	QL-IN-002	LMT	GOH1200		09/14	09/16																													
Spectrometer	QL-IN-009	Bentham	IDR300-PSL	11476	07/14	07/16																													
DMM Agilent	---	Agilent	U1253A	MY48430011																															
Test procedure	The sample was prepared, stabilized and measured like defined in ECE R 7																																		
Test requirements	n.a.																																		
Test measurements	<p>The sample was mounted onto the test stand, provided by the manufacturer. The sample was set into the pivot point of the goniometer and the optical axis was installed perpendicular to the spectrometer head.</p> <p>The DMM was connected in series to the bulb circuit to measure the current during the test.</p> <p>The constant current to emit standard illuminant A was determined.</p>																																		
TEST RESULT	<div></div> <table><tr><td>SC04</td><td colspan="2">diffuse lamp LARES</td><td></td><td></td></tr><tr><td></td><td>CCT</td><td>I[A]</td><td>color</td><td>point</td></tr><tr><td>ill A</td><td>2856K</td><td>4,1056A</td><td>x=0,4496</td><td>y=0,4114</td></tr></table>							SC04	diffuse lamp LARES					CCT	I[A]	color	point	ill A	2856K	4,1056A	x=0,4496	y=0,4114													
SC04	diffuse lamp LARES																																		
	CCT	I[A]	color	point																															
ill A	2856K	4,1056A	x=0,4496	y=0,4114																															

	Test report n.	151-QL16-R02 ver. 0
	Applicant	LARES di Claudio Lerici Regione Viazzi, 6 15010 Castelletto d'Erro (AL)
	EUT/Type	Diffuse light source SC_04 (IEN 7121)

APPENDIX III		SC.04 – intensity [cd] at illuminant A																																																																																																																	
Standard		ECE R 7																																																																																																																	
Sample N°		151-QL16-S02																																																																																																																	
Place of test		QUALILAB s.r.l. - Via Trento, 87 25020 – Capriano del Colle (BS)																																																																																																																	
Date of test		27/01/2016																																																																																																																	
Environmental conditions		temperature 25°C																																																																																																																	
Testing instruments		<table><tr><td>Instrument</td><td>number</td><td>manufacturer</td><td>type</td><td>S/N</td><td colspan="2">calibration dates</td></tr><tr><td>Goniometro</td><td>QL-IN-002</td><td>LMT</td><td>GOH1200</td><td></td><td>09/14</td><td>09/16</td></tr><tr><td>DMM Agilent</td><td>---</td><td>Agilent</td><td>U1253A</td><td>MY48430011</td><td></td><td></td></tr></table>										Instrument	number	manufacturer	type	S/N	calibration dates		Goniometro	QL-IN-002	LMT	GOH1200		09/14	09/16	DMM Agilent	---	Agilent	U1253A	MY48430011																																																																																					
Instrument	number	manufacturer	type	S/N	calibration dates																																																																																																														
Goniometro	QL-IN-002	LMT	GOH1200		09/14	09/16																																																																																																													
DMM Agilent	---	Agilent	U1253A	MY48430011																																																																																																															
Test procedure		The sample was prepared, stabilized and measured like defined in ECE R 7																																																																																																																	
Test requirements		n.a.																																																																																																																	
Test measurements		<p>The sample was mounted onto the test stand, provided by the manufacturer. The sample was set into the pivot point of the goniometer and the optical axis was installed perpendicular to the photometer head.</p> <p>The DMM was connected in series to the bulb circuit to measure the current during the test.</p> <p>The sample was powered with a constant current of 4,1056A which produces standard illuminant A (2856K) and the distribution was measured in order to determine the maximum intensity in [cd].</p>																																																																																																																	
TEST RESULT		<table><tr><td>Program:</td><td colspan="4"></td><td colspan="2">max I scan 25-25 15-15</td></tr><tr><td colspan="7">max I scan</td></tr><tr><td>Name:</td><td colspan="6">LARES 151-QL16 SC.04 (IEN 7121) max cd 2016 at illA</td></tr><tr><td>Number:</td><td colspan="6">constant A 4.1056A</td></tr><tr><td>Report:</td><td colspan="6"></td></tr><tr><td>Test no.:</td><td colspan="6"></td></tr><tr><td>Lamp type:</td><td colspan="6"></td></tr><tr><td>Lamp no:</td><td colspan="6">SC.04</td></tr><tr><td>Lamp flux:</td><td colspan="3">0 lm</td><td>Operator:</td><td colspan="2">Qualilab</td></tr><tr><td>Voltage:</td><td colspan="3">13,740 V</td><td>Date:</td><td colspan="2">28/01/2016 8.05.59</td></tr><tr><td>Current:</td><td colspan="3">4,106 A</td><td>File:</td><td colspan="2">LARES 151-QL16 SC.04 (IEN 7121) max cd 2016 at illA</td></tr><tr><td>Comment:</td><td colspan="6">constant current 4.1056 A measured with: Agilent DMM mod.U1253A Sn MY48430011</td></tr></table> <div>max I scan 25-25 15-15</div> <table><tr><th>Function</th><th>Mean</th><th>Max</th><th>I</th><th>H</th><th>V</th><th>Reaim</th><th>H</th><th>V</th><th>N.O.K.</th></tr><tr><td>25L to 25R - 15D to 15U</td><td>0</td><td>0</td><td>(68,7) 88,7</td><td>(25,00°) -2,00°</td><td>(-15,00°) 0,00°</td><td></td><td></td><td></td><td></td></tr></table>										Program:					max I scan 25-25 15-15		max I scan							Name:	LARES 151-QL16 SC.04 (IEN 7121) max cd 2016 at illA						Number:	constant A 4.1056A						Report:							Test no.:							Lamp type:							Lamp no:	SC.04						Lamp flux:	0 lm			Operator:	Qualilab		Voltage:	13,740 V			Date:	28/01/2016 8.05.59		Current:	4,106 A			File:	LARES 151-QL16 SC.04 (IEN 7121) max cd 2016 at illA		Comment:	constant current 4.1056 A measured with: Agilent DMM mod.U1253A Sn MY48430011						Function	Mean	Max	I	H	V	Reaim	H	V	N.O.K.	25L to 25R - 15D to 15U	0	0	(68,7) 88,7	(25,00°) -2,00°	(-15,00°) 0,00°				
Program:					max I scan 25-25 15-15																																																																																																														
max I scan																																																																																																																			
Name:	LARES 151-QL16 SC.04 (IEN 7121) max cd 2016 at illA																																																																																																																		
Number:	constant A 4.1056A																																																																																																																		
Report:																																																																																																																			
Test no.:																																																																																																																			
Lamp type:																																																																																																																			
Lamp no:	SC.04																																																																																																																		
Lamp flux:	0 lm			Operator:	Qualilab																																																																																																														
Voltage:	13,740 V			Date:	28/01/2016 8.05.59																																																																																																														
Current:	4,106 A			File:	LARES 151-QL16 SC.04 (IEN 7121) max cd 2016 at illA																																																																																																														
Comment:	constant current 4.1056 A measured with: Agilent DMM mod.U1253A Sn MY48430011																																																																																																																		
Function	Mean	Max	I	H	V	Reaim	H	V	N.O.K.																																																																																																										
25L to 25R - 15D to 15U	0	0	(68,7) 88,7	(25,00°) -2,00°	(-15,00°) 0,00°																																																																																																														

	Test report n.	151-QL16-R02 ver. 0
	Applicant	LARES di Claudio Lerici Regione Viazzi, 6 15010 Castelletto d'Erro (AL)
	EUT/Type	Diffuse light source SC_04 (IEN 7121)

#### APPENDIX IV

#### Photos

